

Employer Welcome Pack



Register & Login

1 Visit JINESS Website at <https://jiness.hk/employer> and enter all the required info on your company for registration;

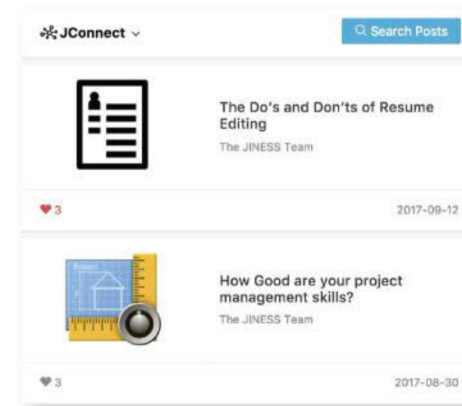


2 Create your own password;

3 Log into our JINESS job platform

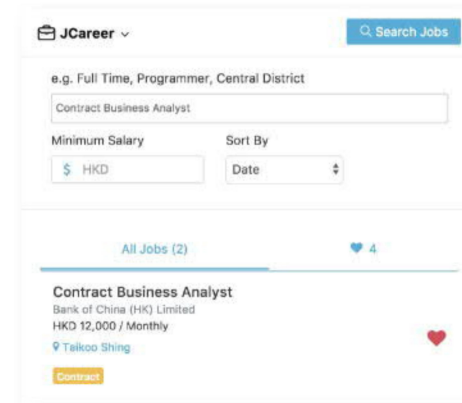


Navigate the Platform



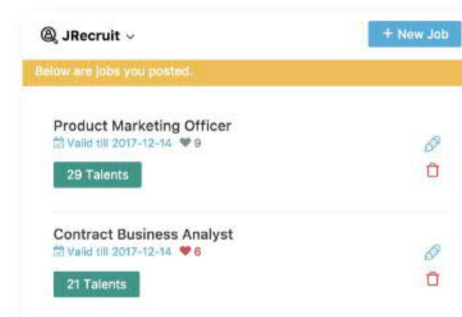
JConnect

As an employer, you have the most accurate and up-to-date information on the industry or recruitment trends in Hong Kong. If you would like to share it with our students, please contact us.




JCareer

All the available jobs are placed under JCareer. You may make reference to those listed jobs to suit your recruitment needs by first clicking on the job, then the “Copy as new job” button and “Save”.



JRecruit

You may enter all the job details with a click on the “+New Job” button or  next to the post you have selected for reference.

3

Post a Job

Like other job portals, basic Job Information, Job Responsibilities, Job Requirements and Staff Benefits are required fields for job posting.

One thing makes JINESS stand out from other job portals is that JINESS allows employers to post jobs in our unique format: *Qualification, Experience, Skill and Strength (QESS)*.

Also, with our **auto-fill function**, you will be offered suitable wordings to consider, and thus job posting will become very easy and convenient to you!

As soon as you enter relevant keywords under QESS, our JINESS job portal will automatically compare the existing student profiles against your job requirements. The number of students match the stated conditions will appear in the red bracket.

4

View Students' Profiles

Under JRecruit, you can click on the "Talent" button to view the student profiles ranked by their job readiness.

You may bookmark a desirable student profile with a star and send your interview request to the student later!

By clicking on the Profile ID, you will gain access to the student's profile.

Enjoy the Streamlined Talent Matching Process
NOW!